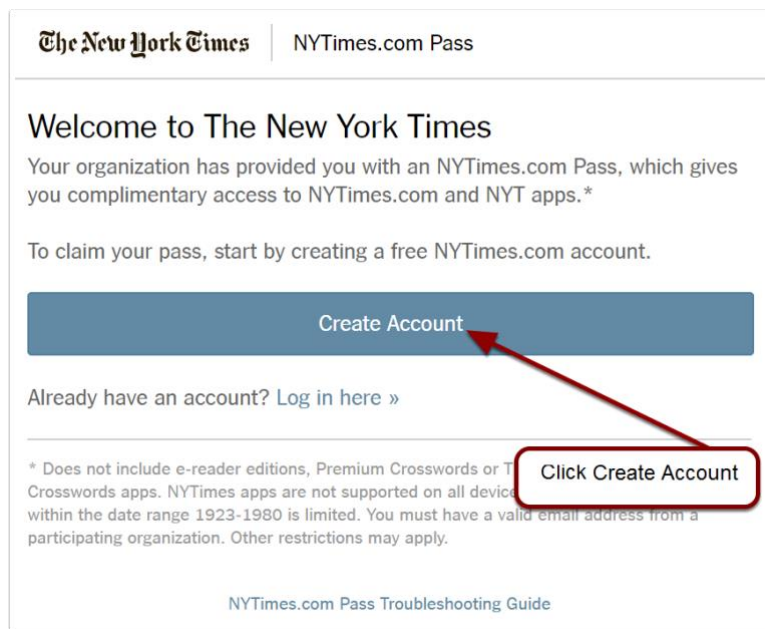



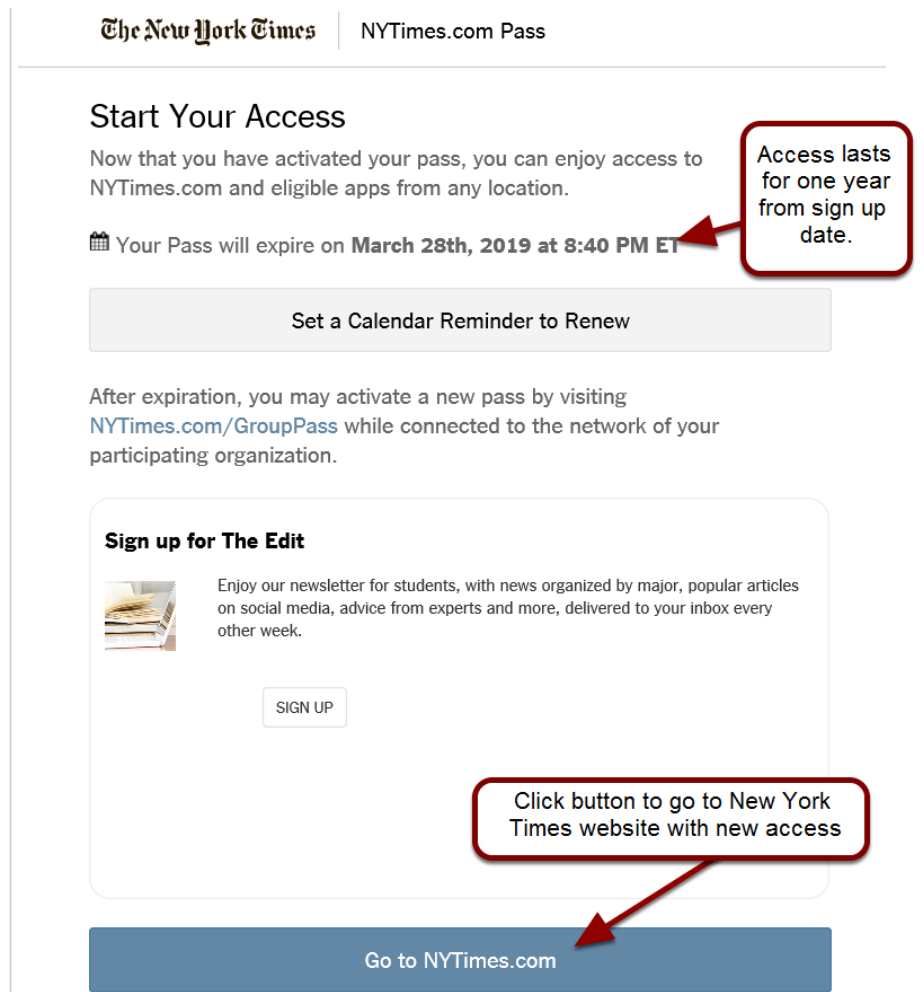
How to Register for New York Times Website Access Courtesy of Normandale Community College Library

1. Go to <https://bit.ly/normandale-nyt>. (You can also find this link on the [Library website](#) in the Database listings as "New York Times Website (Full Access)".)
2. Click *Create Account*.
3. Fill out account form. Use your **Normandale email address**. Uncheck the box to opt out of marketing emails. Students: It's OK to guess at a graduation year.
4. Click *Sign Up*.
5. Your access is good for at least one year from date of sign up. (When your pass expires, re-visit the link above, click the *Log in here >>* link for people who already have an account, login, and request another pass.)
6. Click *Go to NYTimes.com*. You are automatically signed in.
7. To sign in on other computers, go to NYTimes.com and click the *Login* button in the upper right of the screen. Log in with your Normandale email address and the password you set when registering.
8. If you want, download the New York Times app from the iTunes or Google store and login with your email address and password for access on your mobile device.



Note: In addition to news articles, your access includes recipes from NYT Cooking (<https://cooking.nytimes.com/>) and product reviews from Wirecutter (<https://www.nytimes.com/wirecutter/>). Crossword puzzles and other games are **not** included.

A screenshot of the NYTimes.com Pass registration form. At the top, it says "The New York Times" and "NYTimes.com Pass". Below that, it says "Create Your Account" and "Already have an account? Log in »". There are several red boxes with arrows pointing to specific parts of the form: "Use Normandale email address!" points to the "Email Address" field; "If you don't know, it's OK to guess" points to the "Graduation Year" dropdown menu; "Non-Normandale email address" points to the "Alternate Email Address" field; "Uncheck box to opt out of marketing emails" points to the checkbox for "You agree to receive occasional updates and special offers for The New York Times's products"; and "Click Sign Up" points to the "Sign Up" button. The form also includes a "Create Password" field with a "Show password" link, and radio buttons for "Student", "Faculty/Staff/Administrator", and "Other/Non-Academic". At the bottom, it says "By creating an account, you agree to the Terms of Service and Privacy Policy."



Need help? Ask a librarian!

You can phone [\(952\) 358-8290](tel:9523588290), stop by the Library, or go to the [library website](#) to email us or chat online!